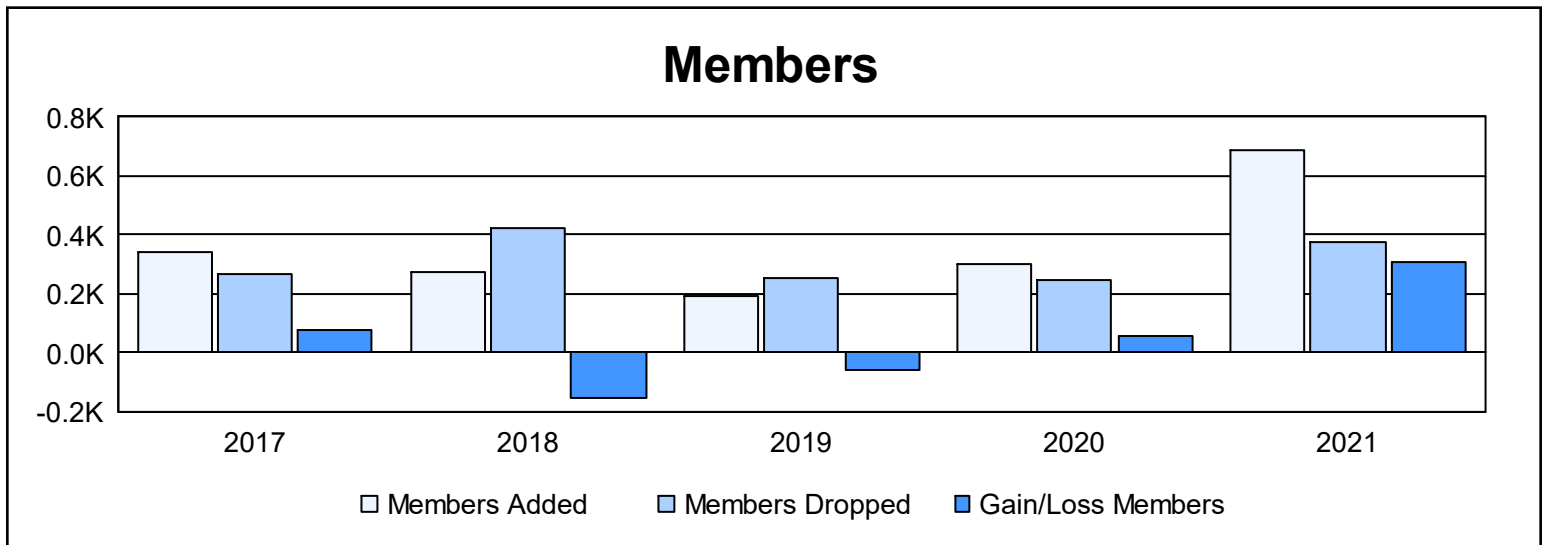
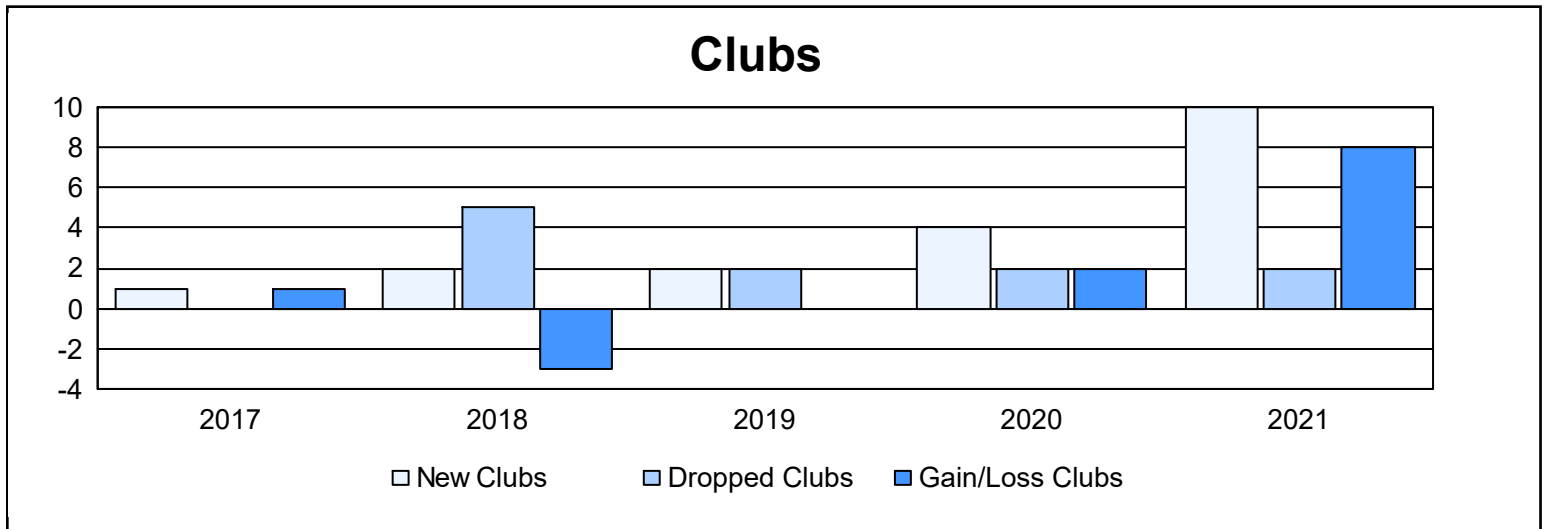
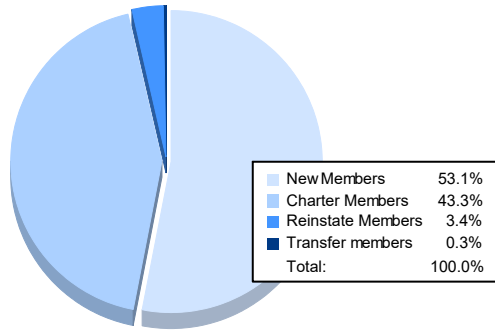


| Year           | New Clubs | Dropped Clubs | Gain/Loss Clubs | New Members | Charter Members | Reinstate Members | Transfer Members | Total Member Added | Total Members Dropped | Gain/Loss Members |
|----------------|-----------|---------------|-----------------|-------------|-----------------|-------------------|------------------|--------------------|-----------------------|-------------------|
| 2016-2017      | 1         | 0             | 1               | 297         | 30              | 16                | 1                | 344                | 269                   | 75                |
| 2017-2018      | 2         | 5             | -3              | 188         | 76              | 9                 | 0                | 273                | 425                   | -152              |
| 2018-2019      | 2         | 2             | 0               | 121         | 53              | 16                | 0                | 190                | 251                   | -61               |
| 2019-2020      | 4         | 2             | 2               | 199         | 92              | 9                 | 1                | 301                | 244                   | 57                |
| 2020-2021      | 10        | 2             | 8               | 364         | 297             | 23                | 2                | 686                | 378                   | 308               |
| <b>Average</b> | <b>4</b>  | <b>2</b>      | <b>2</b>        | <b>234</b>  | <b>110</b>      | <b>15</b>         | <b>1</b>         | <b>359</b>         | <b>313</b>            | <b>45</b>         |



### Membership Composition June 2021 Cumulative



### Gender Composition June 2021 Cumulative

